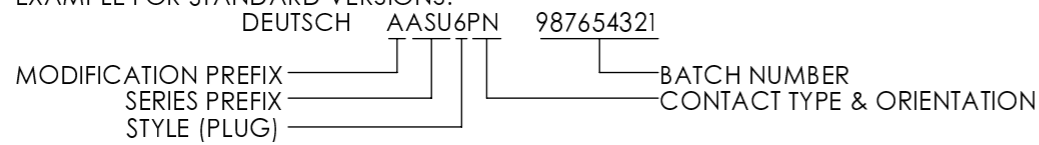


NOTES

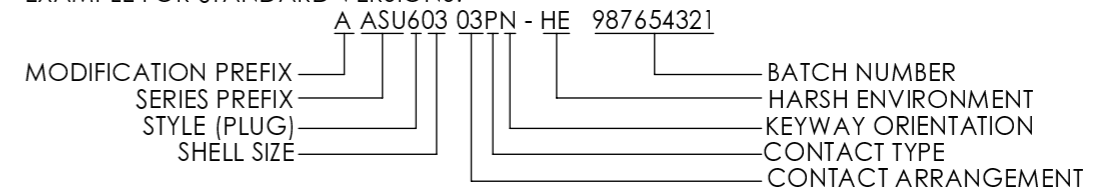
- CONNECTOR ORIENTATION IDENTIFIED BY COLOUR BAND COLOUR APPLIED. AS BELOW.
 N ORIENTATION - RED
 A ORIENTATION - YELLOW
 B ORIENTATION - BLUE
 C ORIENTATION - ORANGE
 D ORIENTATION - GREEN
 E ORIENTATION - GREY

- PART NUMBER SHORTENED FOR MARKING ONTO CONNECTOR. SEE NOTE 3 FOR FULL PART NUMBER STRUCTURE TO BE USED FOR ORDERING. SEE BELOW FOR SHORTENED PART NO. EXAMPLE FOR STANDARD VERSIONS:-

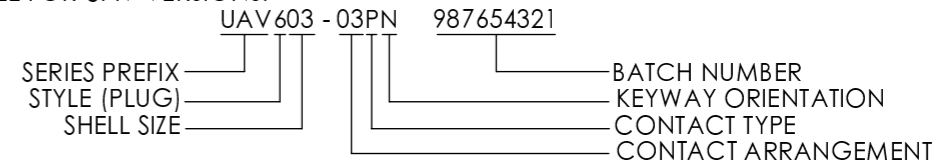


NOTES (CONTINUED)

- FULL PART NUMBER STRUCTURE TO BE USED FOR ORDERING, SEE BELOW EXAMPLE FOR STANDARD VERSIONS:-



- EXAMPLE FOR UAV VERSIONS:-



- THIS PART IS RoHS COMPLIANT

THIS INFORMATION IS CONFIDENTIAL AND PROPRIETARY TO TYCO ELECTRONICS CORPORATION AND ITS WORLDWIDE SUBSIDIARIES AND AFFILIATES (TE). IT MAY NOT BE DISCLOSED TO ANYONE, OTHER THAN TE PERSONNEL, WITHOUT AUTHORIZATION FROM TE (www.te.com).

AA	DUK-75476	JLM	JCB	NDL	PW	20/04/2023
ISSUE	CHANGE NOTE	DRAWN	CHECKED	APP. ENG.	APP. MARKETING	DATE

BS8888 THIRD ANGLE PROJECTION		MATERIAL:	FINISH:		 DEUTSCH TE CONNECTIVITY UK LTD., ST. LEONARDS-ON-SEA, TN38 9RF, UK.
UNLESS OTHERWISE STATED: DIMENSIONS: mm [INCHES]		TITLE: PLUG ENVELOPE DETAILS ASU 3 WAY TYPE: CUSTOMER DRAWING			
IF IN DOUBT, ASK		SIZE: A3	SCALE: 5:1	DRAWING NUMBER: 610435-ENV	
				SHEET: 1 OF 1	ISSUE: AA